



pirinase[®]

Allergy 0.05% nasal spray

Fluticasone Propionate

Please read right through this leaflet before you start using this medicine.

This medicine is available without prescription, but you still need to use Pirinase Allergy 0.05% Nasal Spray carefully to get the best results from it.

- Keep this leaflet you may need to read it again.
- If you have any questions, or if there is anything you do not understand, ask your pharmacist.

In this leaflet:

1. What Pirinase Allergy does
2. Check before you use Pirinase Allergy
3. How to use Pirinase Allergy
4. Possible side effects
5. How to store Pirinase Allergy
6. Further information

1. What Pirinase Allergy does

Pirinase Allergy is used to treat and prevent the allergic symptoms of hayfever and other airborne allergies e.g. pet, house dust mite and mould spore allergies. It relieves symptoms including sneezing, itchy and watery eyes and a runny, itchy or blocked-up nose, for up to 24 hours. The active ingredient is fluticasone propionate, a corticosteroid which, when used every day, has an anti-inflammatory action and works in a similar way to natural body chemicals to control inflammation. This spray helps to control your body's reactions to allergens ('triggers') in the environment.

2. Check before you use Pirinase Allergy



Do not use Pirinase Allergy:

- if you have ever had an allergic reaction to fluticasone propionate or to any of the other ingredients (listed in Section 6).
- if you are under 18 years.



Take special care with Pirinase Allergy

- Talk to your doctor or pharmacist before using Pirinase Allergy if you have an **infection** in your nose or sinuses, if you have a **high temperature** or you have recently had **surgery**, an **injury** or **ulcers** in your nose.
- If your symptoms do not improve, or are not well controlled, after 7 days, talk to your doctor or pharmacist.
- Do not use continuously for more than 3 months unless your doctor tells you to.



If you are taking other medicines

Talk to your doctor or pharmacist before using this medicine if you are taking any prescribed medicines; particularly **corticosteroid medicines** (including eczema creams, asthma inhalers, tablets, injections, nasal sprays, and eye or nose drops); **ritonavir** (an anti-HIV medicine) or **ketoconazole** (for fungal infections).



Pregnancy and breast feeding

Talk to your doctor before using Pirinase Allergy if you are **pregnant**, **trying to become pregnant** or are **breast feeding**.

3. How to use Pirinase Allergy

Always shake well before use. Only use in the nose. Do not swallow. Pirinase Allergy quickly starts to reduce inflammation and swelling in your nose, although it may take 3 or 4 days to build up to its maximum protective effect. To prevent the onset of symptoms, start to use Pirinase Allergy before exposure to one of your usual 'triggers'. You should try to use the spray in the morning.



Adults aged 18 years and over:
Spray two puffs into each nostril once daily.

Once your symptoms have improved, you may be able to reduce the dose to **one puff into each nostril once daily.**

If your symptoms are especially bad, you may need to **spray two puffs into each nostril twice daily** until your symptoms improve.



- Do not spray more than 8 sprays (400 micrograms) in a day.
- Use the lowest dose possible to control your symptoms.
- If your symptoms do not improve, or are not well controlled, after 7 days, talk to your doctor or pharmacist.
- Do not use more than the recommended dose.

If you use too many sprays

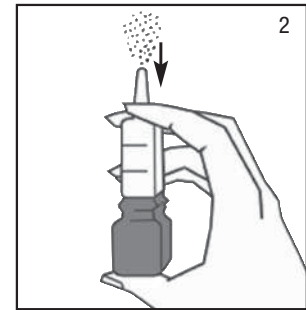
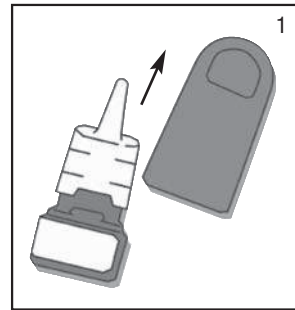
Tell your doctor.

If you forget to use the spray

Take your next dose at the usual time. Never take two doses together.

Before using a new bottle of Pirinase Allergy:

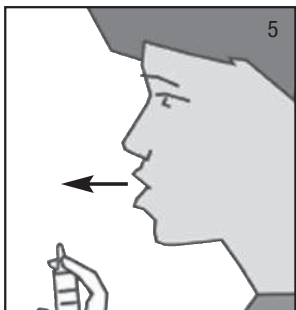
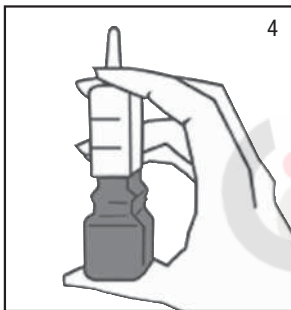
- Your Pirinase Allergy spray has a dust cap which protects the nozzle and keeps it clean. Remember to take it off before you use the spray (Picture 1).
- Before you start to use a new bottle of Pirinase Allergy, or if you have not used the spray for a few days, press the pump down several times until you get a fine spray.
- Hold the bottle as shown with your forefinger and middle finger on the collar either side of the nozzle and your thumb underneath the bottle.
- Keeping your thumb still, press down with your fingers to pump the spray (Picture 2).
- When doing this make sure you do not point the nozzle at yourself or someone else.
- If the spray still doesn't work, try to clean it as described under the 'To clean the spray' section. Do not try to unblock or enlarge the tiny spray hole with a pin or other sharp objects because this will destroy the spray mechanism.





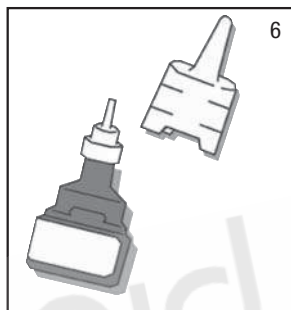
Using Pirinase Allergy:

1. Shake the bottle well and remove the dust cap.
2. Blow your nose gently.
3. Close one nostril as shown and put the nozzle in the other nostril. Tilt your head forward slightly and keep the bottle upright. Hold the bottle as shown (Picture 3).
4. Start to breathe in slowly through your nose. While you are breathing in, squirt a spray of fine mist into your nostril by pressing down firmly on the collar with your fingers (Picture 4).
5. Breathe out through your mouth. Repeat step 4 to take a second spray in the same nostril.
6. Remove the nozzle from this nostril and breathe out through your mouth (Picture 5).
7. Repeat steps 3 to 6 for the other nostril.
8. After using the spray, wipe the nozzle carefully with a clean tissue or handkerchief and replace the dust cap.



To clean the spray:

1. Take the dust cap and nozzle off (Picture 6).
2. Soak the nozzle and dust cap in warm water for a few minutes and then rinse under a running tap.
3. Shake off the excess water and allow to dry in a warm place – not too hot!
4. Re-fit the nozzle.
5. If necessary, press the pump down several times until you get a fine spray.



4. Possible side effects

Like all medicines, Pirinase Allergy can have side effects, but not everybody gets them.

Stop taking the medicine and seek immediate medical help if you experience:

- Allergic reactions. These may include developing a rash, swelling of the mouth or face or having difficulty breathing.

Stop taking the medicine and tell your doctor if you experience:

- Eye problems such as pain or blurred vision.
- Nasal problems such as pain and/or persistent bleeding.

The following side effects may occur:

- Sneezing after using the spray but this soon stops.
- You may notice an unpleasant taste or smell.
- Nose bleeds.
- Dryness or irritation in the nose or throat.
- Headache.

It is important to follow the dose instructions shown in Section 3. Using Pirinase Allergy at higher doses or for longer than 3 months at a time can cause a number of changes in your body such as catching infections more easily. **If you do get any side effects**, even those not mentioned in this leaflet, tell your doctor or pharmacist.

5. How to store Pirinase Allergy

Keep out of the sight and reach of children.

Do not use this medicine after the 'EXP' date shown on the pack.

Use within three months of first use.

Do not store above 30°C.

6. Further information

Active ingredient Each spray contains Fluticasone Propionate 50 micrograms.

Other ingredients Dextrose (anhydrous), microcrystalline cellulose, carboxymethylcellulose sodium, phenylethyl alcohol, benzalkonium chloride, polysorbate 80, purified water and dilute hydrochloric acid.

The bottle contains 60 sprays.

The marketing authorisation holder is GlaxoSmithKline Consumer Healthcare, Brentford, TW8 9GS, U.K. and all enquiries should be sent to this address.

The manufacturer is Glaxo Wellcome SA, 09400 Aranda de Duero, Burgos, Spain.

Pirinase and the Pirinase logo are trade marks of the GSK group of companies.